

DRIVING & MOORING

All boats steer from the back of the boat, so the boat will begin to turn from the back first, this effect is most noticeable on boats where the steering position is at the front of the boat. You will need to be aware of the back of the boat turning and the space needed in order to avoid hitting the bank or other boats.

As you can see from the diagram opposite the back will always turn the opposite way to the direction that the wheel is pointing. You will need to bear this in mind when turning close to something, as if you are too close you will not be able to turn.

When driving along the river you will notice that there is a delay in turning the wheel and the actual boat turning. You will need to allow for this delay and try to only turn the wheel in small increments to avoid over steering. Obviously you will need to use the full turn of the wheel when mooring up or completing full turns.




MOORING

Against the Wind

If you moor up with the wind and tide against you it will be much easier and the boat will come to a natural stop.

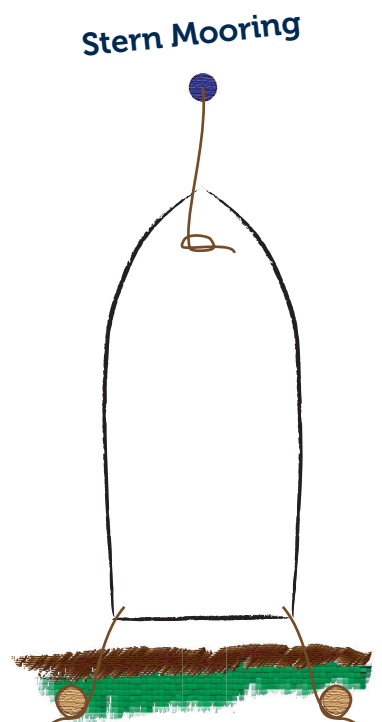
Moor up with the wind/tide pushing you along - your boat will want to carry on going.



Stern Moorings

Some moorings require you to reverse in. Boats do not like going backwards and will not steer in reverse. Use the forward gear or bowthruster to position the boat and keep tapping reverse to nudge yourself into the mooring.

Put the mudweight down to stop the bow moving in the wind.



Reversing

You will need to make sure you are at least 10 to 15 feet away from the boats on your right hand side. There must be no other traffic in the way.

Turn the wheel hard to the right.

Use the reverse gear to slow down.

You do not need to change the lock on the steering wheel as the boat will not steer in reverse.


Use the forward gear to make the back go right

Keep gently nudging forward and reverse until the back gets in position.

Get off on the boat next door and pull yours in using the ropes.



Get close to the boat next door and pull your boat in by hand

The "Reverse Park"



Leaving a Mooring

Start the engine before untying the boat!! If you are mooring side on you must push the bow away from the bank.



Tying Up

When mooring up it is important to consider the rise and fall of the tide. Use the diagram below to help you arrange the ropes. Make sure your ropes are not too tight or your boat will tip up if the tide goes down.



Harry Says
"Use the ropes
to turn the
boat"

